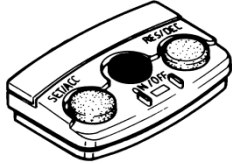
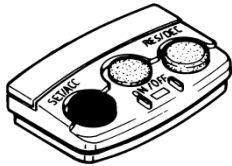



Command functions	Cruise Control	Speed Limiter GC90(c)*	Action	LED
Switch on:	Briefly press the On/Off button (two high beeps)	Press the On/Off button at least 1 second. (1 low and 2 high beeps)		green
Switch off:	Briefly press the On/Off button			off
Activate:	Press Set/Acc button			orange
Increase speed:				
Stepwise 1 km/h	Briefly press the Set/Acc button			orange
Continuously (GC30, GC55)	Keep the Set/Acc button pressed			
Stepwise 10 km/h (GC90, GC90c)	Press the Set/Acc button at least 1 second			
Decrease speed:				
Stepwise 1 km/h	Briefly press the Res/Dec button			orange
Continuously (GC30, GC55)	Keep the Res/Dec button pressed			
stepwise 10 km/h (GC90, GC90c)	Press the Res/Dec button at least 1 second			
Resume last set speed	Briefly press the Res/Dec button			orange

* option

General directions

John Gold recommend that the GoldCruise remains off when not in use.

The resume function can be only used in case:

- The driving speed is over 40 km/h
- The ignition has not been switched off in the meantime
- For GC90(c) there has not been a mode change between cruisecontrol and limiter*

Cruisecontrol directions

The GoldCruisecontrol will disengage when:

- Depressing the brake pedal
- Depressing the clutch pedal (if connected)
- Operate the **||** or **ⓘ** function
- Speed reduction of 25% below the set speed
- Speed increase of 50% over the set speed
- Switching off the car ignition
- The brake fuse blows
- The brake lights burn out
- Do not activate the Goldcruise if the car is in neutral or the clutch pedal is depressed
- It is recommended not to use the Goldcruise in heavy traffic or during bad weather
A cruisecontrol does not apply the brakes! In case a drastic speed reduction is required, apply the brake pedal
- It is always possible to accelerate by foot while cruising. After releasing the pedal the car will resume to the previous set speed, unless the speed has been over 50% of the set speed

Speed Limiter directions*

The GoldSpeedLimiter (GC90, GC90c) can be used in 4 different configurations (GC90, GC90c):

1. Fixed top speed (limit)
2. Voluntary / variable limit
3. Combination of fixed and voluntary limit
4. Acoustic warning

The voluntary speed limiter will disengage when:

- Operating the **||** function
- Switching **ⓘ** function
- Switching off the car ignition
- Releasing and quickly pressing the accelerator pedal

* option

Version 0914

John Gold International BV© 2013

100% Recycling-Paper

